

# Islamic Months for Pocket Charts

You can use these Islamic months in several ways. For those of you familiar with pocket charts, you can use them with these.

Also, you can make your own Islamic calendar (with Arabic numbers for the days) on a wall chart.

You can also just use these as a display or on a Bulletin Board to use for teaching the Islamic Calendar.




*Muharram*

محرم



© Arabic Learning Materials, 2005



*Safar*

صفر




© Arabic Learning Materials, 2005




*Rabi' Al-Awwal*

ربيع الأول




© Arabic Learning Materials, 2005




*Rabi' al-Thani*

# ربيع الثاني



© Arabic Learning Materials, 2005



*Jumada al-Awwal*

# جمادى الأولى




© Arabic Learning Materials, 2005



*Jumada al-Thani*

# جمادى الثاني



© Arabic Learning Materials, 2005




*Rajab*

رَجَب



© Arabic Learning Materials, 2005




*Sha'aban*

شَعْبَانَ



© Arabic Learning Materials, 2005



*Ramadhan*

رَمَضَانَ



© Arabic Learning Materials, 2005



*Shawal*

شوال



© Arabic Learning Materials, 2005



*Dhu al-Qidah*

ذو القعدة



© Arabic Learning Materials, 2005



*Dhu al-Hijjah*

ذو الحجة



© Arabic Learning Materials, 2005